



Rescue Support is a common requirement for the Medium Duty Ambulance. The Titan satisfies that need for the Fire Departments with oversized compartments and stand up interiors.



Titan Freightliner



Titan

EMS AND FIRE

The Titan satisfies the need for Rescue/ Fire Support equipment storage.



Recessed suction and sharps container provide for clear counters and plenty of room for monitors and equipment.



WIDER AISLE WIDTH

Cutaway squad bench design offers more aisle width on the Titan Medium Duty vehicles.



Cab console designs can be customized for communication radio, MDT and Power Logix systems.





Titan International

WARRANTIES
 LIFETIME ELECTRICAL
 LIFETIME STRUCTURAL BODY
 10 YEAR PAINT

**UNEQUALED FLEXIBILITY
 FOR CUSTOMERS WHO
 NEED THEIR AMBULANCE
 TO DO MORE**



TITAN FEATURES

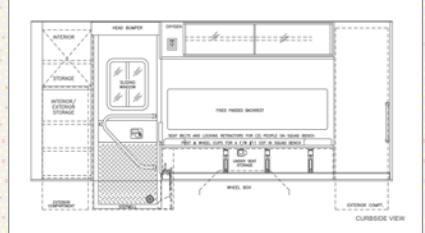
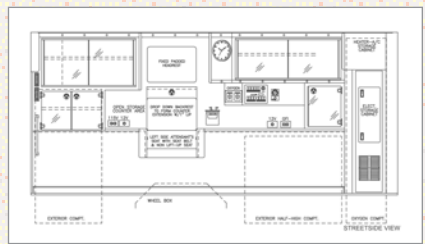
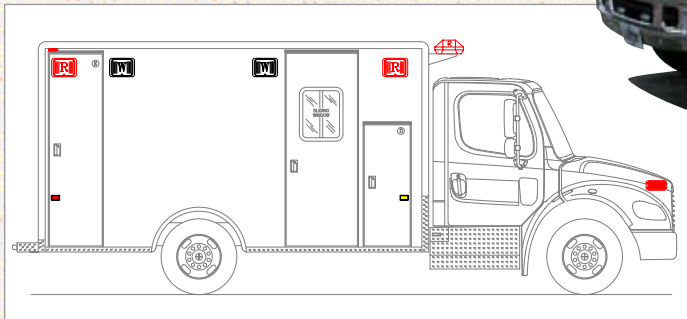
- International 4300 or Freightliner M2 Chassis
- 20,000 GVW
- 7,000 lbs Payload
- Diamond Plate Fuel Tank and Battery Compartments
- Rubber Donut Mounting System
- All Aluminum Body Construction
- 170" Standard Body Length
- Interior Headroom 72"
- Oversized Exterior Compartments with Sweepout Design
- OEM Air Ride Systems for 32" Load Height
- Lowered Side Skirts

The Titan satisfies specialized hospital based pediatric and critical care services – longer bodies support cot and isolette transport needs.



MORE COMPARTMENT AND SHELVING OPTIONS

- Maximized flexibility in exterior compartments for oxygen unloaders, as well as EMS and rescue storage applications.
- Multiple shelving configurations for EMS and rescue storage.
- Room for upright equipment needs.

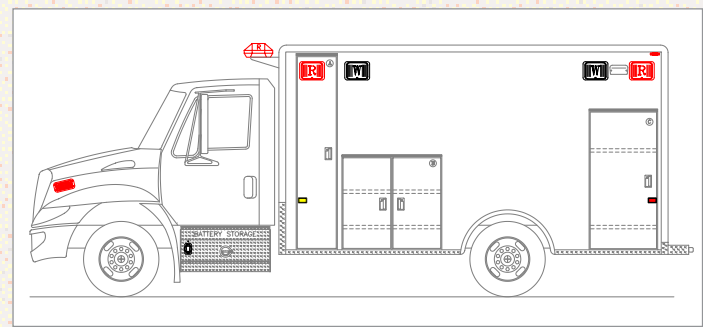


PLENTY OF SPACE AND PAYLOAD

- 170 Standard body length.
- 7,000 lbs payload.
- Plenty of space and payload to support the equipment needs of EMS and Fire Support Services.



Titan Freightliner



Specialized compartment layouts provide solutions for ALS equipment and security.

Titan vehicles are available on International and Freightliner low profile chassis. Engineered to support custom needs of ambulance users today, including oversized cabs and specialized equipment while still maintaining plenty of payload.



PL Custom Emergency Vehicles is a division of P.L. Custom Body and Equipment Co., Inc.